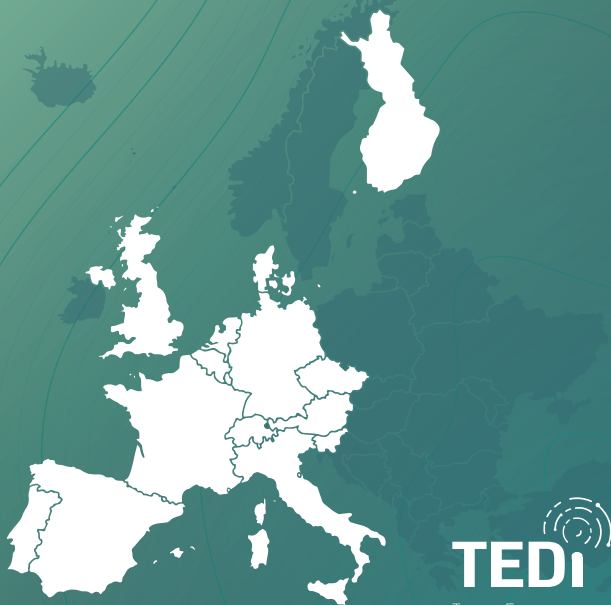


TEDI DATA FROM 2022



TEDI
Trans European
Drug Information

14 European countries

TEDI represents 22 fieldwork drug checking and drug testing services from 14 different European countries (Austria, Belgium, Czech Republic, France, Germany, Italy, Luxembourg, Portugal, Slovenia, Spain, Switzerland, the Netherlands, Finland and the United Kingdom). 3 new organizations joined in 2022.

tedinetwork.org

15630
The number of samples tested in 2022

The top 5
Most presented drugs




Table 1 : Submission frequency

32% MDMA (tablets & crystals)	24% Cocaine	13% Amphetamine	9% Ketamine	6% LSD
--	-----------------------	---------------------------	-----------------------	------------------

Integrated Drug Checking

How does it work?

- 01 Collecting samples**
- 02 Documenting** (monitoring samples information)
- 03 Analysing** (different techniques)
- 04 Results** (comparing user based information with lab results interpretation)
- 05 Counselling** (feedback and harm reduction information to the user; monitoring and informing the EWS)




Table 2 : Average purity

83% Ketamine	82% MDMA (crystals)	78% Cocaine	39% Amphetamine
------------------------	----------------------------------	-----------------------	---------------------------



MDMA tablet strength

137mg/ tablet

Is the average amount of MDMA in a tablet in 2022. A 16% decrease is observed compared to the previous year.

EXPLANATORY NOTES AND ADDITIONAL INSIGHTS

SUBMISSION FREQUENCY

TOP 5

Table 1 : All means and percentages are weighted according to the number of samples tested by each service.

TOTAL NUMBER OF SAMPLES

The total number of samples tested until 2022 is 55022.

AVERAGE PURITY

Table 2 : This table shows the average purity of a drug when

1. The detected substance matches what the sample was “presented as”.
2. The “presented as” substance when it is detected and quantifiable.

For example, a substance that was “found” and did not have a “presented” identity would not be included in this chart.

All the results are presented in salt form.

MDMA TABLET STRENGTH

137mg is the average amount of MDMA in a tablet in 2022. 165mg was the average in 2021.

This is for all tablets that are “presented as” containing MDMA and do contain some MDMA.

All the results are presented in salt form.

COMPOSITION BY SUBSTANCE

	LSD	MDMA	2C-B	Ketamine	Cocaine	Prescription Benzo	Amphetamine
Only intended	88%	80%	78%	75%	66%	49%	25%
Only other compound	10%	13%	14%	14%	5%	50%	7%
Substance plus other compound	2%	7%	8%	11%	29%	1%	68%